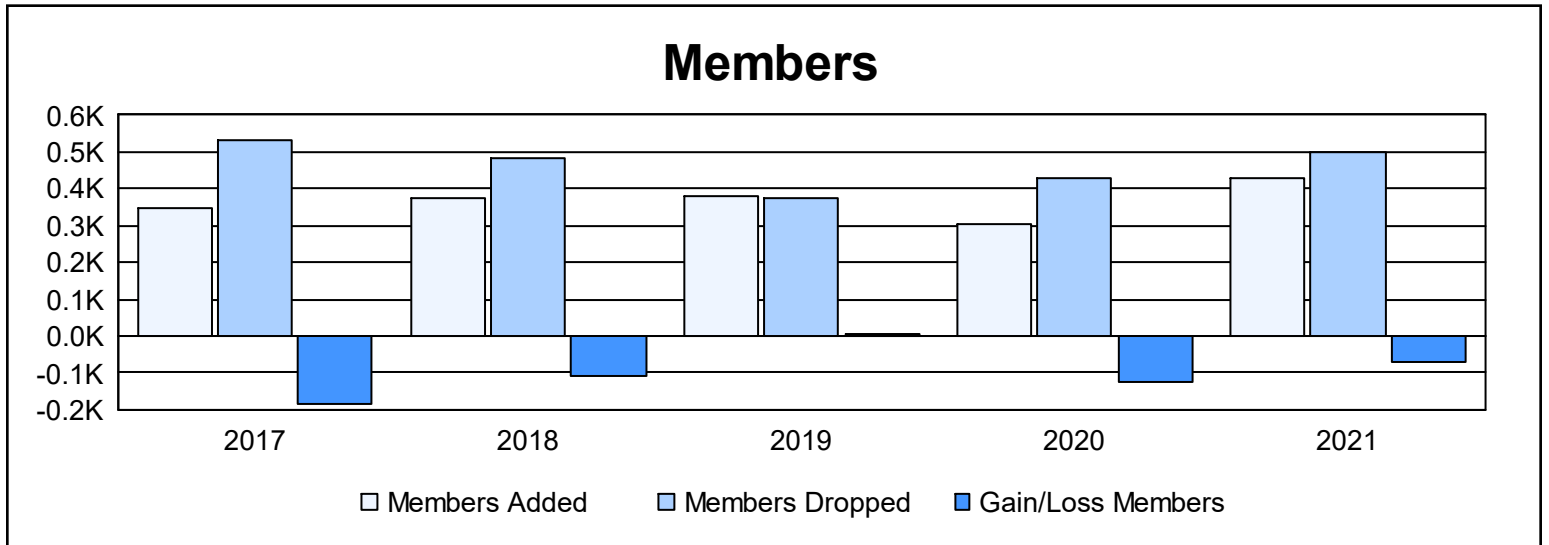
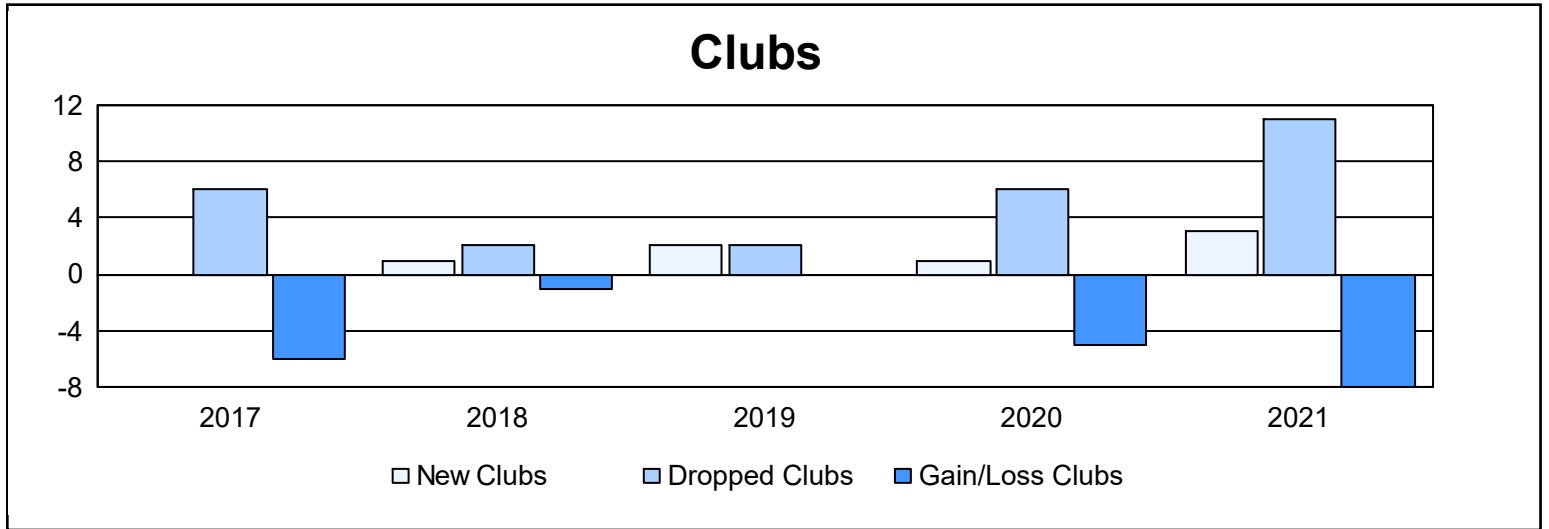
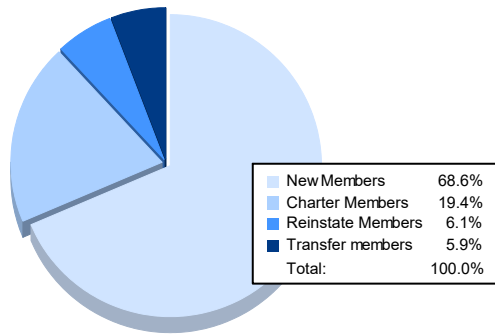


Year	New Clubs	Dropped Clubs	Gain/ Loss Clubs	New Members	Charter Members	Reinstate Members	Transfer Members	Total Member Added	Total Members Dropped	Gain/ Loss Members
2016-2017	0	6	-6	301	13	12	21	347	534	-187
2017-2018	1	2	-1	293	44	21	15	373	483	-110
2018-2019	2	2	0	309	53	8	9	379	372	7
2019-2020	1	6	-5	256	28	9	12	305	429	-124
2020-2021	3	11	-8	293	83	26	25	427	500	-73
<b>Average</b>	<b>1</b>	<b>5</b>	<b>-4</b>	<b>290</b>	<b>44</b>	<b>15</b>	<b>16</b>	<b>366</b>	<b>464</b>	<b>-97</b>



### Membership Composition June 2021 Cumulative



### Gender Composition June 2021 Cumulative

